


TRAVEL SKETCHING DISTANCE LEARNING

COURSE OUTLINE

with Leonie Norton


MODULE 1 – SKETCHING

- What is sketching?
- Using pen and wash
- Rule of Thirds
- Sketching on location
- Perspective in the landscape
- Materials
- Using a waterbrush
- Sketchbooks including Themed Sketchbooks
- Colour Charts
- Useful Colours & Mixes
- How to Sketch – Step by Step demonstrations
- Assignments



MODULE 2 – PERSPECTIVE

- Simplifying Perspective
- One and Two Point Perspective
- How to work from photographs or on location
- How to draw buildings, step by step from various vantage points
- Ellipses
- Assignment




MODULE 3 – SKIES & CLOUDS

- Perspective and colours
- Atmosphere in skies
- Step by Step painting clouds demonstration
- Assignment

MODULE 4 – TREES & FLOWERS

- Trees in the landscape
- Green colour mixes
- Techniques for sketching trees
- Sketching single and groups of trees
- Creating three-dimensionality
- Trees unique to countries
- Sketching flowers
- Assignments




MODULE 5 – WATER

- Techniques for sketching water
- Useful colours
- Reflections
- Waves – Ripples and Perspective
- Step by Step demonstration – A breaking wave
- Sand and colours
- Assignments



MODULE 6 – FIGURES

- People can be used for SCALE
- Quick techniques
- Measuring proportions
- Skin colours and working with tone
- Importance of shadows
- Groups of people – Techniques, merging colours and creating an impression
- Clothing from different countries
- Exercises
- Assignment



www.holidaysketching.com.au

*A CERTIFICATE OF MERIT IS ISSUED
ON COMPLETION OF COURSE*

No refunds issued after enrolment